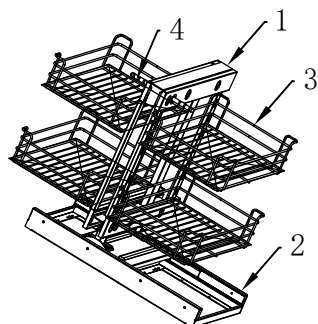



Kitchen Cabinet Storage Magic Corner Baskets

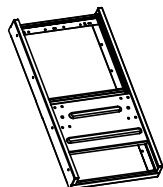
1.Adapted cabinet internal size
(Length>650mm,Depth>520mm,Height>620mm)



1.verticle frame (1 PCS)



2.horizontal base frame
(1 PCS)



3.wire basket (4 PCS)



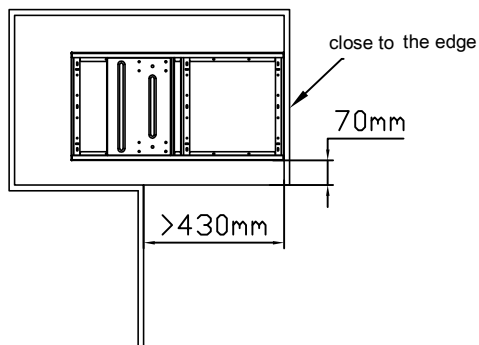
4. handle (2 PCS)



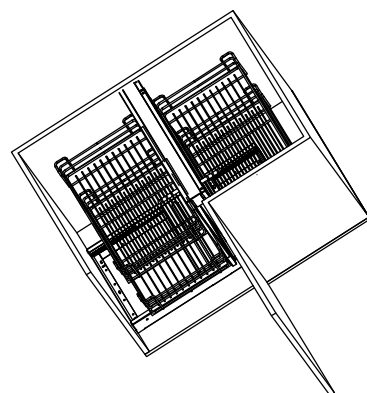
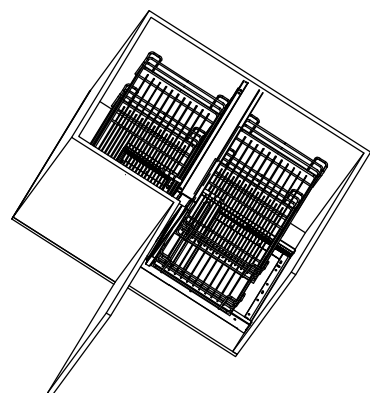
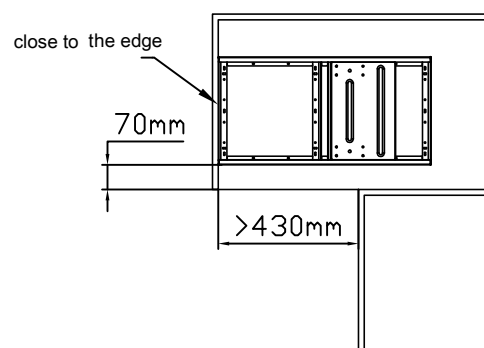
5. screw M5X12 (10 PCS)



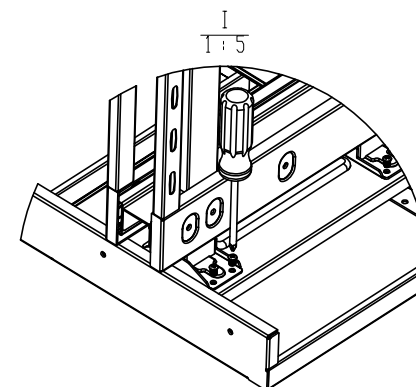
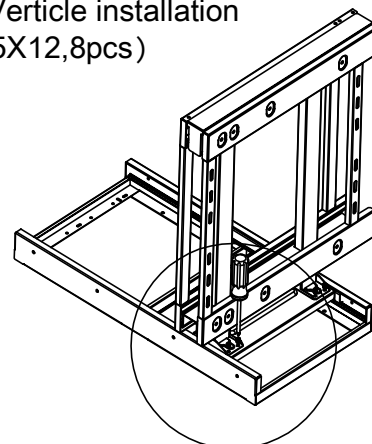
- 1.This schematic diagram shows the cabinet with right-handed door
2. Put the horizontal base frame in the cabinet and fix with screws



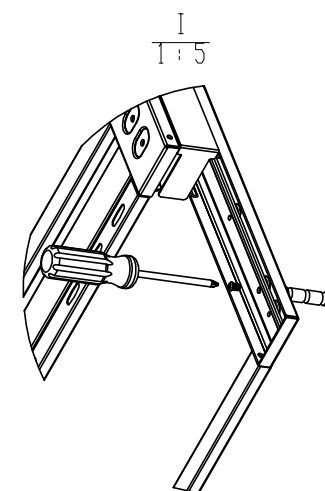
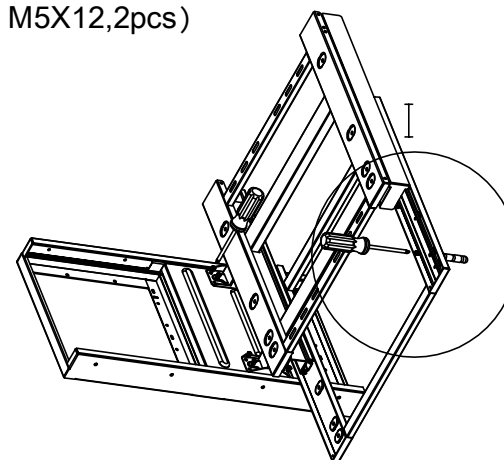
1. This schematic diagram shows the cabinet with left-handed door
2. Put the horizontal base frame in the cabinet and fix with screws



一. Verticle installation
(M5X12,8pcs)



二.Handles installation
(M5X12,2pcs)



三.wire basket installation
(4pcs)

